

Accurate Assessment of Oligonucleotide Purity

Agilent Oligo Pro II System





Accurately Assess Oligonucleotide Purity

Oligonucleotide synthesis and purification is a complex, multi-step process. Final product quality is influenced by synthesis and purification efficiency. It is critical to both the manufacturer and end-user that oligonucleotide purity be known, and the purity be of sufficient quality for the end application. The Oligo Pro II system couples capillary gel electrophoresis with UV detection to provide high-resolution separations and direct detection of both ssDNA and ssRNA without the sequence and size dependent variations encountered in mass spectrometry or fluorescence-based methods.



Oligo Pro II System

- Designed for high-throughput UV absorption oligonucleotide purity assessment
- Low sample cost for routine quality control
- n-1 resolution through 60 nt
- 12, 24, or 96 capillary arrays provide for throughput scalability

Take Advantage of the Benefits of Automated Parallel Electrophoresis

The Oligo Pro II system was designed to improve the efficiency of oligonucleotide purity assessment while keeping users in mind. A smooth workflow helps reduce user stress and increase efficiency. The key features of the instrument allow you to perform analysis unattended, helping you minimize time to results. Designed for high-throughput oligonucleotide analysis, the Oligo Pro II system streamlines the analysis of hundreds of samples per day.

Easy set-up and programming allows you to use your time efficiently.

- Unattended operation provides additional time for concentrating on other tasks
- Minimal sample preparation and easy instrument set-up simplifies operation

Easily adapt to changes in your workflow with flexible options.

- Minimize wait times with the capability to program additional sample trays during active runs
- Customizable software allows changing the priority of runs in the queue
- Intuitive software features allow for automatic pass/fail criteria based upon user set purity thresholds
- Injection and separation methods are preloaded for ease of use; custom methods can be created for analysis of challenging samples

Direct detection

Direct UV detection of oligonucleotides eliminates intercalating dyes.



High sample capacity

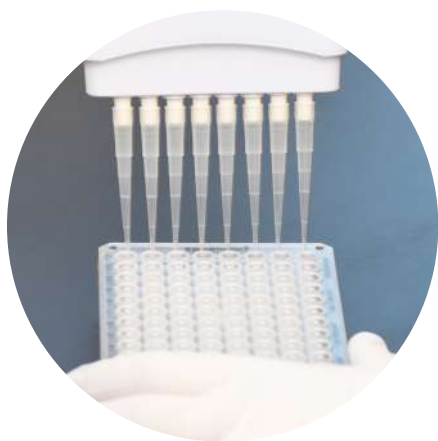
Load up to three, 96-well plates for unattended analysis of 288 samples.

Denaturing gel environment

Ensure elimination of secondary structures in ssDNA and ssRNA.

Simple Preparation, Intuitive Operation

Performing oligonucleotide purity analysis on the Oligo Pro II system is easy. Simply prepare the instrument, load your samples, select method, start your runs, and walk away until you are ready to analyze the results. The ability to separate up to 288 samples without user interventions means less time spent on previously tedious tasks.



Step 1: Prepare Instrument

Load gel and conditioning solution, change inlet buffer, and empty waste drawer/bottle.




Step 2: Load Sample

Dilute your samples using CE grade water and load the plate onto the instrument.



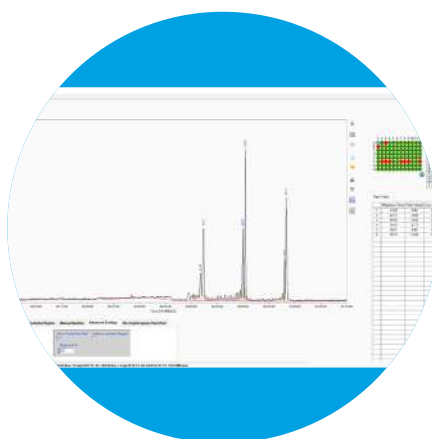
Step 3: Choose Method

Select your method from the dropdown menu and enter any notes for the run.



Step 4: Start Runs

Queue up to 288 samples and walk away.



Step 5: Analyze Results

Process separation data with Oligo Pro II data analysis software.

Key Aspects of the Oligo Pro II Data Analysis Software

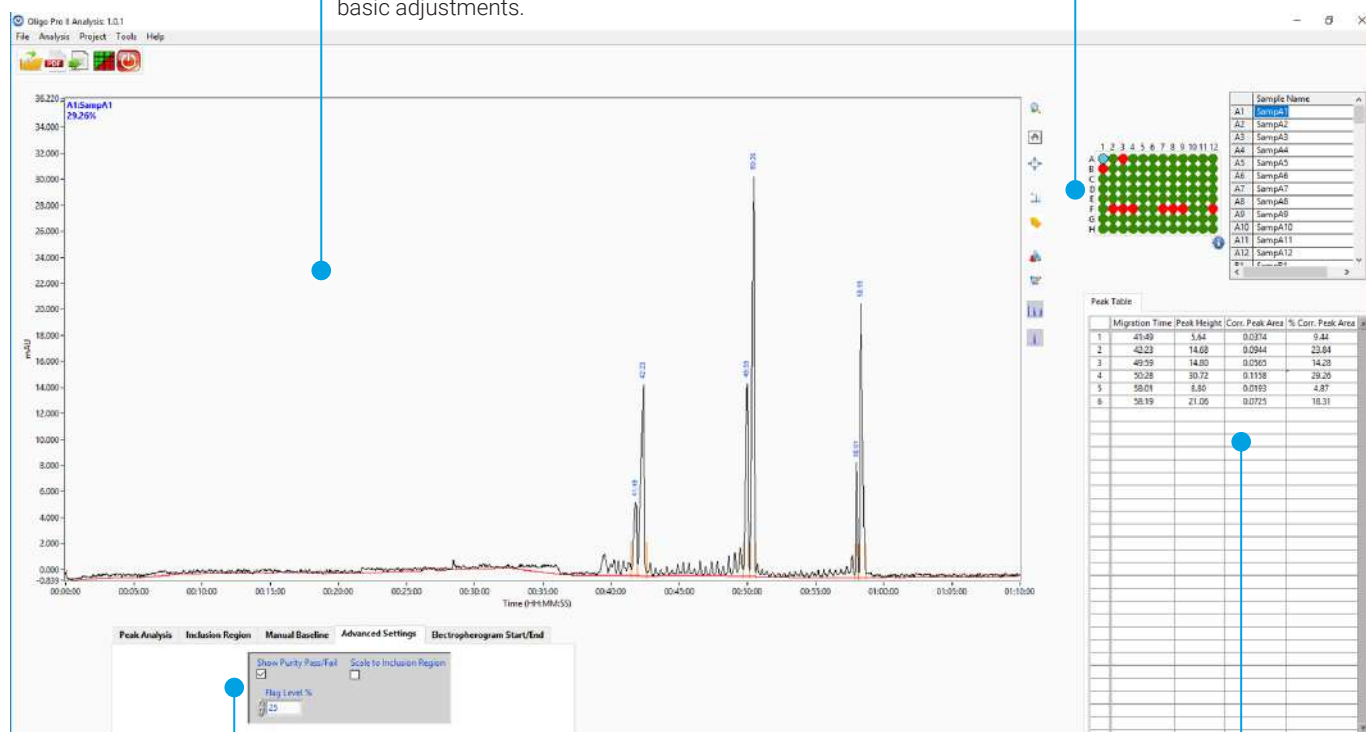
The Oligo Pro II data analysis software is a robust, validated software package that simplifies the purity calculations of oligonucleotides. Designed with end users in mind, the Oligo Pro II data analysis software automatically displays the purity of the largest peak and can identify samples meeting user set purity standards. The Oligo Pro II data analysis software allows you to easily share data with coworkers with options to export run files in PDF and CSV formats.

Electropherogram

Data represented as an interactive electropherogram with tools for basic adjustments.

Plate map

Plate layout with color-coded pass/fail purity criteria.



Individual parameter

Set specific parameters to customize sample analysis and flag samples meeting defined purity criteria.

Data table

Data for each integrated peak is shown along with the percent of total areas.

Support Services for the Oligo Pro II System



Get peace of mind through comprehensive instrument and assay familiarization

Agilent offers an onsite startup service to familiarize you with the instrument and software, as well as an assay of your choice. You can also choose from additional service options to suit your lab's specific service-level needs.

Additional Support Services

A one-year standard warranty is included in all Oligo Pro II systems. This may be upgraded to CrossLab Silver level and extended to cover up to five years total warranty time. This premium service includes travel, labor, parts, onsite repair, and an annual system preventative maintenance service.

1. Call Agilent. Issues can be remotely analyzed and corrected.



Learn more:

www.agilent.com/genomics/oligo-pro

U.S. and Canada

1-800-227-9770

agilent_inquiries@agilent.com

Europe

info_agilent@agilent.com

Asia Pacific

inquiry_lsca@agilent.com

For Research Use Only. Not for use in diagnostic procedures.

This information is subject to change without notice.

© Agilent Technologies, Inc. 2019
Published in the USA, August 1, 2019
5994-0421EN

